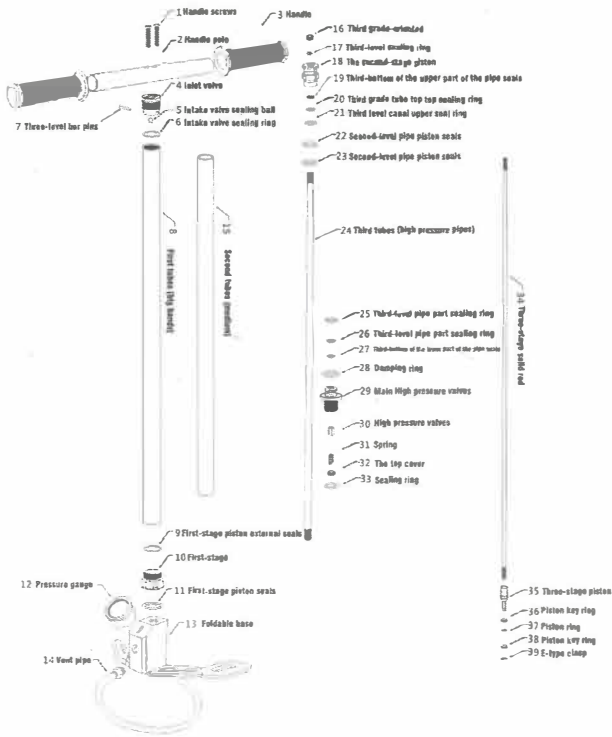



Assumption diagram

Structure



Factory configuration

Configuration



Leak detection required after installation of new pump
Testing: Use the plug and seal the pipe to make it complete when assembled observe the pressure gauge after 10s to 20s, if the red drop is not leaking, if leaking, then make the pump add water, observe the location of leaking

Silicone oil and water cooled liquid considerations

The air pump does not contain silicone oil, if shipping seriously reasons, oil can be purified from local industrial welding shield appropriate, if low match it is easy to block, five-way valve under cooled liquid has been added between 2 and 3 levels stage piston, do not need add


Low pressure on the vent when pressure down

The operating principle of the pump, pump up the second-level system, the tertiary system pressure, the primary system intake. Because the outlet is not connected to the container, the second stage system pressure discharged directly through the third system, so the air vent volume is very small, it is ok.

Install instruction


Step diagram

Note: Parts tools



AIR PUMP

Product instruction



The refueling and maintenance **Maintenance**

1 Refueling

New pump, pressing after 8001500es need refueling once. One place 3 drops of oil. As shown in the following illustration, add oil pressing 50 times, drain excess oil and water.

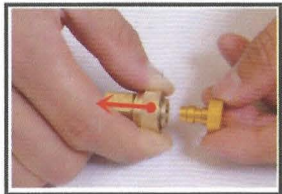


2 Female connector installation

Female connector should be properly installed, otherwise, it is easy to jam, as shown in the left image below.

3 Pressure relief

The air pressure must be vented, as shown in the following illustration. When not in use, try to keep the pump in the pressure-free state. Hose can't bend over, don't crash pressure gauge.



4 Water Cooling Principle Description

The water of the air-cooled barrel is between the secondary and tertiary tubes. The water has already been added. Sealed inside, no need to add. water-cooled conduction heat, not refrigeration. Fever is normal, indicating that heat is discharged to continue working.

Frequently asked questions

FAQ


1 One-way clearance

When used upward pull heavy, pressure gauge value rises when downward pressure. The pressure gauge decreases when the hand is loosened. This indicates that the one-way valve has sewage, or has been damaged. Solution: Check whether the valve sludge too much, if a serious rebound phenomenon, is a one-way valve to appear oily, or one-way valve damage. You need to clean up the one-way valve, Replace the valve seal ring or Spring



2 Air Intake Clearance

Air pressure when the pump is inflated, press the hand when the vent, pulling out when not breathing. Reason: There are foreign bodies in the small holes in the middle of the hand. The intake ball cannot be returned to the sealing position. Solution: Disassemble the pump, remove the three-stage pole fixation bolt, remove the air intake ball, clean the small holes and the ball. If the ball is damaged, replace it and install it back.



3 Pressure gauge damage

Pressure gauge does not return to zero: Reason: Excess oil is not cleaned. About 20mpa oil and gas produce swelling, pressure instantly reaches 40mpa, pressure gauge exceeds load and then damage. Or the pressure gauge receives a severe shock causing a shift in the pointer, which requires replacing the pressure gauge.

Warranty regulations **After-sale warranty**

Dear Customer:

Thank you for purchasing our company's products! In order to improve your shopping experience, we have specially formulated the warranty regulations, please read and put forward valuable comments and suggestions.

A: The product warranty time is one year, if exceed one year warranty time, we will charge a certain part cost expense.

B: The warranty when the repair sent to the proper packing, if the transport process lost damage, we are irresponsible.

C: During free maintenance, if the following matters occur, we have the right to refuse service or charge related material fees, service fee:

1. Improper use of the operation caused product damage or product failure.

2. Arbitrarily disassemble the pump.

3. Not the company's products.

D: Before installing the use of our products, please read our brochure carefully.

E : During warranty time, parts free charge; buyers pay shipping charge.

Name	AIR PUMP
Warranty	ONE YEAR
Customer Address	
Customer Mobile	