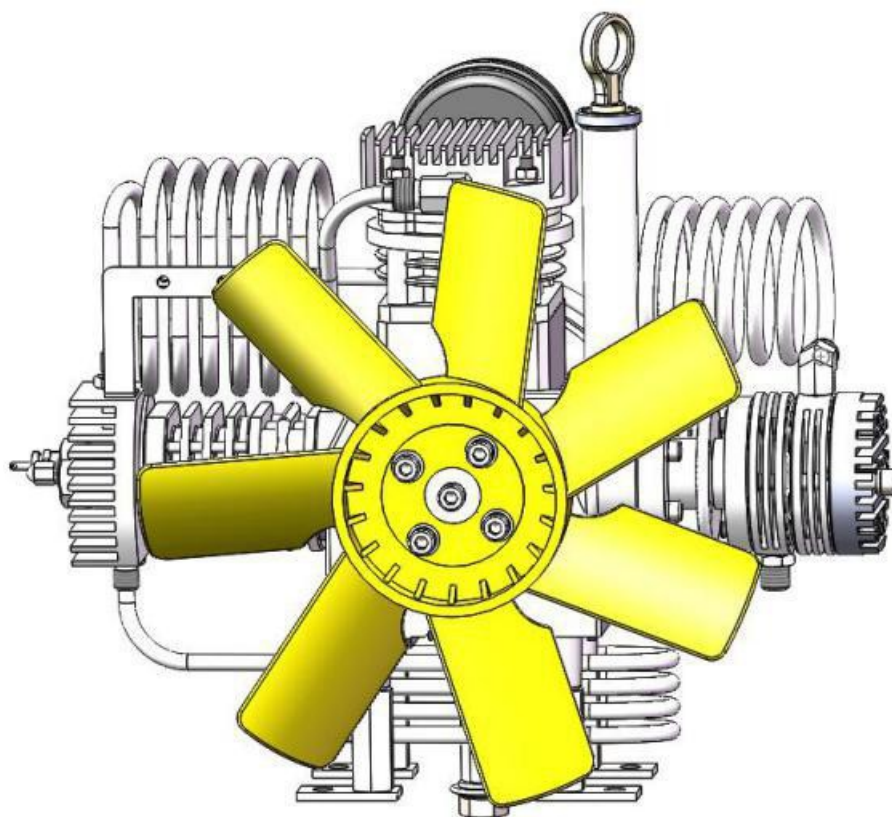
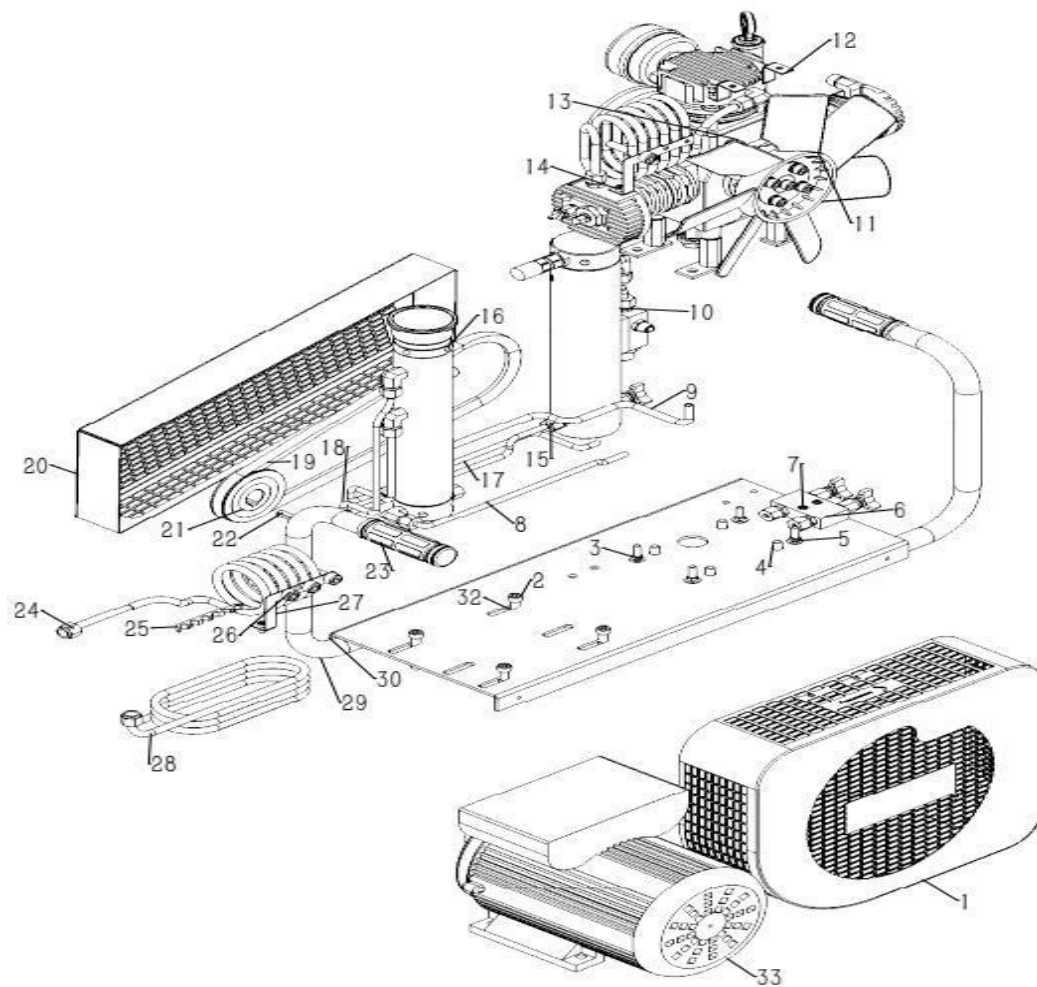


# Лист запасных частей

## КВД 125/300

Piston - type high - pressure compressor parts  
manual



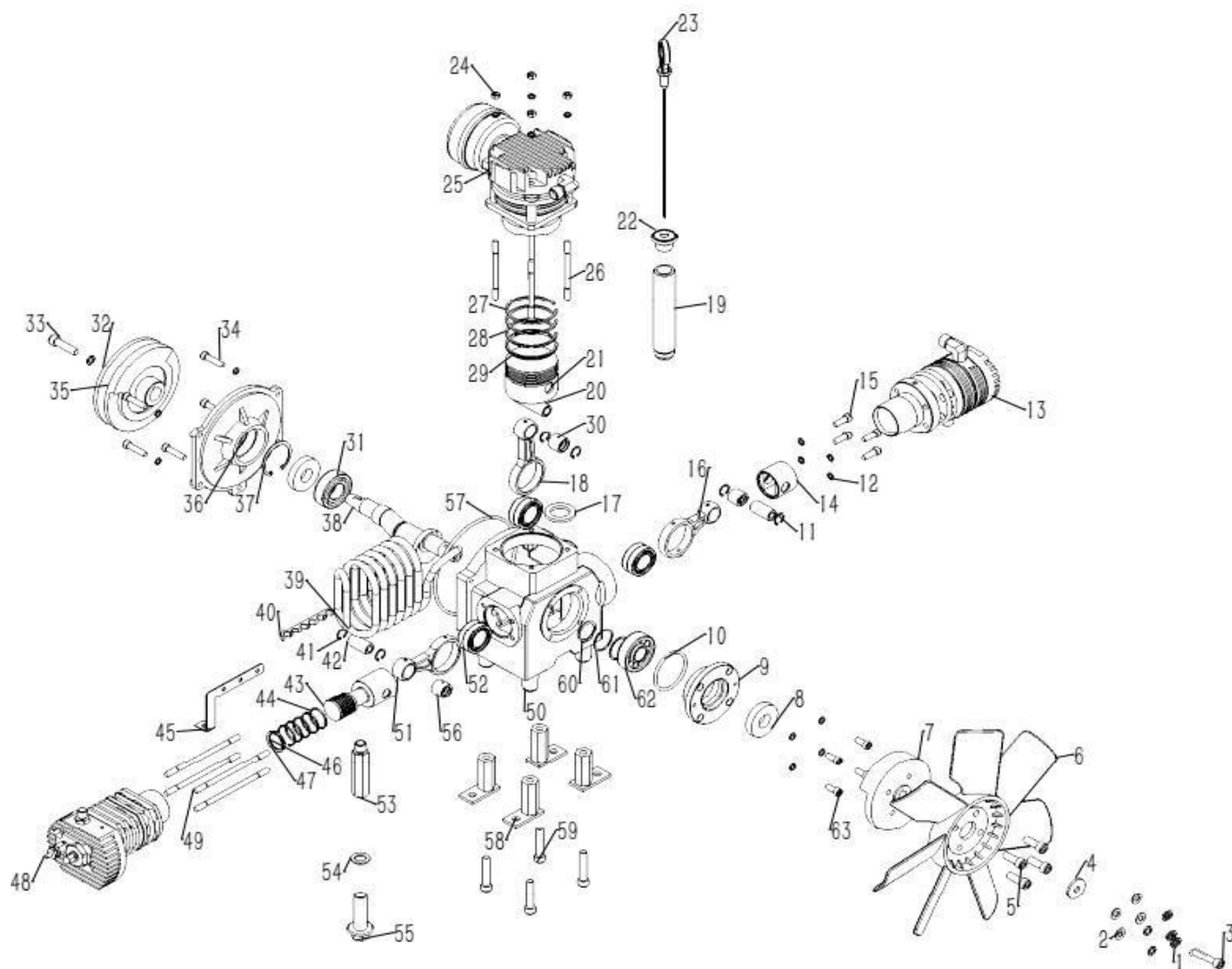


## The whole assembly






Item	figure number	ccn	Description	picture	Specifications / quantity
1	BW125-00-001	01.001.0002.00176	Fan guard		405*355*110/1
2	BW125-WG-01	01.003.0001.00004	inside hexagonal bolt		M8*60/4
3	BW125-WG-02	01.003.0005.00007	spring washer		Ø8/8
4	BW125-WG-04	01.003.0001.00060	inside hexagonal bolt		M8*16/4
5	BW125-WG-03	01.001.0002.00189	Flat Washers		Ø8/8
6	BW125-00-002	01.001.0002.00103	Blowdown valve seat		20*40*70/1

7	BW125-WG-05	01.003.0001.00003	inside hexagonal bolt		M6*30/2
8	BW125-00-003	01.001.0002.00184	Connecting pipe 2		06
9	BW125-00-004	01.001.0002.00183	Connecting pipe 1		06/2
10	BW125-00-005	02.007.0002	Purifier assembly		069*345/1
11	BW125-00-006	02.002.0002	Nose assembly		435*237.5*236/1
12	BW125-00-007	01.001.0002.00181	Net cover bracket		81*20*2/2
13	BW125-WG-09	01.003.0008.00016	zinc-coated nut		M5/2
14	BW125-WG-10	01.003.0001.00012	inside hexagonal bolt		M5*12/2
15	BW125-WG-11	01.001.0001.00025	Collar nut		ø6/8
16	BW125-00-009	02.003.0002	Oil water separator assembly		059*357/1
17	BW125-00-010	01.001.0002.00185	Connecting pipe 3		06/1
18	BW125-00-011	01.001.0002.00186	Connecting pipe 4		06/1
19	BW125-WG-12	01.004.0001.00101	texrope		单槽 A-940/1
20	BW125-00-012	01.001.0002.00092	Pulley guard		480*160*60/1
21	BW125-00-013	01.001.0002.00142	Motor Pulley		088*32/1
22	BW125-WG-13	01.001.0002.00150	flat key		8*25/1
23	BW125-WG-14	01.001.0002.00024	Plastic handle sleeve		020/2

24	BW125-00-014	01.001.0002.00075	Three stage cooling tube		08/1
25	BW125-00-015	01.001.0002.00082	Cooling tube splint		81*8*8/42
26	BW125-WG-15	01.003.0001.00045	inside hexagonal bolt		M10*50/
27	BW125-00-016	01.001.0002.00096	A cooling tube bracket		100*65.5*2/2
28	BW125-00-017	01.001.0002.00127	Two stage cooling pipe		012/1
29	BW00-00-018	01.001.0002.00083	handle		020*2/2
30	BW125-00-019	01.001.0002.00078	machine bed plate		580*238*28/1
31	BW125-WG-16	01.003.0008.00021	zinc-coated nut		M6/6
32	BW125-WG-06	01.003.0001.00019	inside hexagonal bolt		M6*35/4
33	BW125-WG-17	01.005.0001.00010	electric motor		MS90L-2/2.2KW/3 80V/1



## Main engine head assembly








Item	figure number	ccn	Description	picture	Specifications / quantity
1	BW125-WG-02	01.003.0005.00007	Paddle pad		ø8 /4
2	BW125-WG-03	01.001.0002.00189	Flat Washers		08/4
3	BW125-WG-18	01.003.0001.00028	Socket head cap screws		M8X40/4
4	BW125-00-006-001	01.001.0002.00117	Fan packing gasket		025*1.5/1
5	BW125-WG-19	01.003.0001.00025	Socket head cap screws		M8X25/1

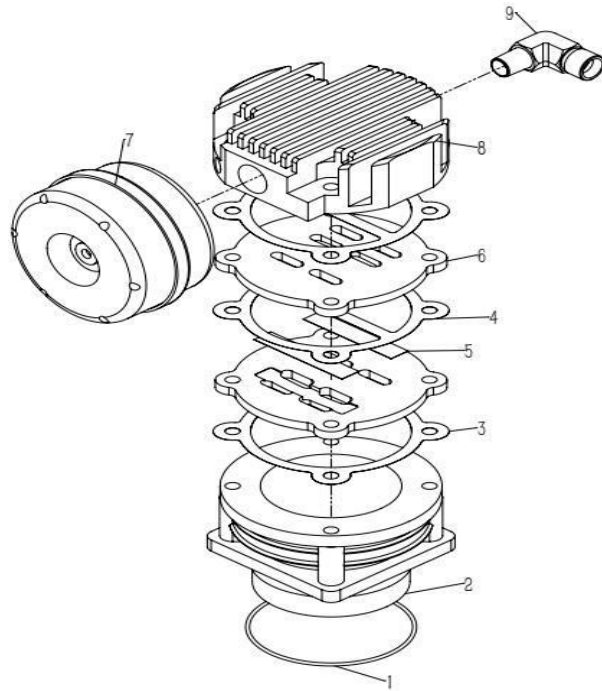
6	BW125-00-006-002	01.001.0002.00053	Electric fan		Ø312*27.5/1
7	BW125-00-006-003	01.001.0002.00054	Fan seat		Ø106.5*33/1
8	BW125-00-006-004	01.001.0002.00003	Seal		NAK 47X20X10/2
9	BW125-00-006-005	01.001.0002.00004	Bearing seat		Ø88*27.5/1
10	BW125-WG-20	01.002.0004.00116	O-ring		Φ56*2.65/1
11	BW125-00-006-006	01.001.0002.00022	Three-stage piston pin		ø15X32.5/1
12	BW125-WG-21	01.003.0005.00004	Paddle pad		Ø6/8
13	BW125-00-006-007	02.002.0002.00001	Three-stage cylinder assembly		Ø455*163/1
14	BW125-00-006-008	01.001.0002.00037	Three-stage pilot piston		ø40X33/1
15	BW125-WG-22	01.003.0001.00018	Socket head cap screws		M6*25/8
16	BW125-00-006-009	01.001.0002.00036	Third connecting rod		Ø44Xø20X60/1
17	BW125-WG-03	01.002.0002.00009	Combination washer		Ø24/2
18	BW125-00-006-010	01.001.0002.00009	First stage connecting rod		Ø44*ø20*78/1
19	BW125-00-006-011	01.001.0002.00005	Fuel pipe		Ø27*ø17/1
20	BW125-00-006-012	01.001.0002.00014	Primary piston pin		ø16X55.8/1
21	BW125-00-006-013	01.001.0002.00161	First stage piston		ø65*21/1
22	BW125-00-006-014	01.001.0002.00156	Tubing cover		Ø32*20/1

23	BW125-WG-23	01.001.0006.00087	Dipstick		270/1
24	BW125-WG-16	01.003.0008.00021	Galvanized nut		M6/12
25	BW125-00-006-015	02.002.0002.00002	First-stage cylinder assembly		Ø75*121/1
26	BW125-WG-24	01.003.0007.00024	Double thread		M6X95/8
27	BW125-00-006-016	01.001.0002.00169	Level piston ring		ø65/1
28	BW125-00-006-017	01.001.0002.00157	Primary piston cone ring		ø65/3
29	BW125-00-006-018	01.001.0002.00039	Primary oil ring		ø65/1
30	BW125-00-006-019	01.001.0002.00009	First stage connecting rod copper sleeve		ø14.5/1
31	BW125-WG-25	01.002.0003.00013	Bearing		6205/3
32	BW125-00-006-020	01.001.0002.00117	Host round plate		Φ 25*1.5/1
33	BW125-WG-26	01.003.0001.00027	Socket head cap screws		M8X35/6
34	BW125-WG-27	01.003.0001.00003	Socket head cap screws		M6X30/6
35	BW125-00-006-021	01.001.0002.00050	Spindle pulley		Ø128*36/1
36	BW125-00-006-022	01.001.0002.00002	Crankcase cover		Φ 140*33/1
37	BW125-WG-28	01.002.0005.00013	shaft with a ring		Ø47/2
38	BW125-00-006-023	01.001.0002.00008	Crankshaft		ø20X198/1
39	BW125-00-006-024	01.001.0002.00223	A cooling pipe		Ø8/1

40	BW125-00-15	01.001.0002.00082	Cooling tube splint		81X8/4
41	BW125-WG-29	01.002.0005.00004	hole with a ring		ø15/4
42	BW125-00-006-025	01.001.0002.00022	Two stage piston pin		ø15X32.5/1
43	BW125-00-006-026	01.001.0002.00020	secondary piston		ø40X97/1
44	BW125-00-006-027	01.001.0002.00146	Two piston ring cone		ø30X2/3
45	BW125-00-016	01.001.0002.00096	A cooling tube bracket		100*65.5*2/2
46	BW125-00-006-028	01.001.0002.00115	Two stage carbon fiber ring		ø30*3/1
48	BW125-00-006-030	02.002.0002.00003	Two-stage cylinder assembly		ø46*188/1
49	BW125-WG-30	01.003.0007.00008	Double thread		M6*130/4
50	BW125-00-006-031	01.001.0002.00001	Crankcase		ø140*ø58*116/1
51	BW125-00-006-032	01.001.0002.00019	Two connecting rod		ø44*ø20*70/1
52	BW125-WG-31	01.002.0003.00003	Bearing		NK28.7*44*12.5/3
53	BW125-00-006-033	01.001.0002.00006	Put oil pipe		S22X75/1
54	BW125-WG-32	01.002.0002.00005	Combination gaskets		ø14/1
55	BW125-WG-33	01.001.0002.00113	Oil drain plug		M16*1.5/1
56	BW125-00-006-034	01.001.0002.00019	Two or three stage copper sheath		ø12/2
57	BW125-WG-34	01.002.0004.00052	O-ring		ø125*2.65/1

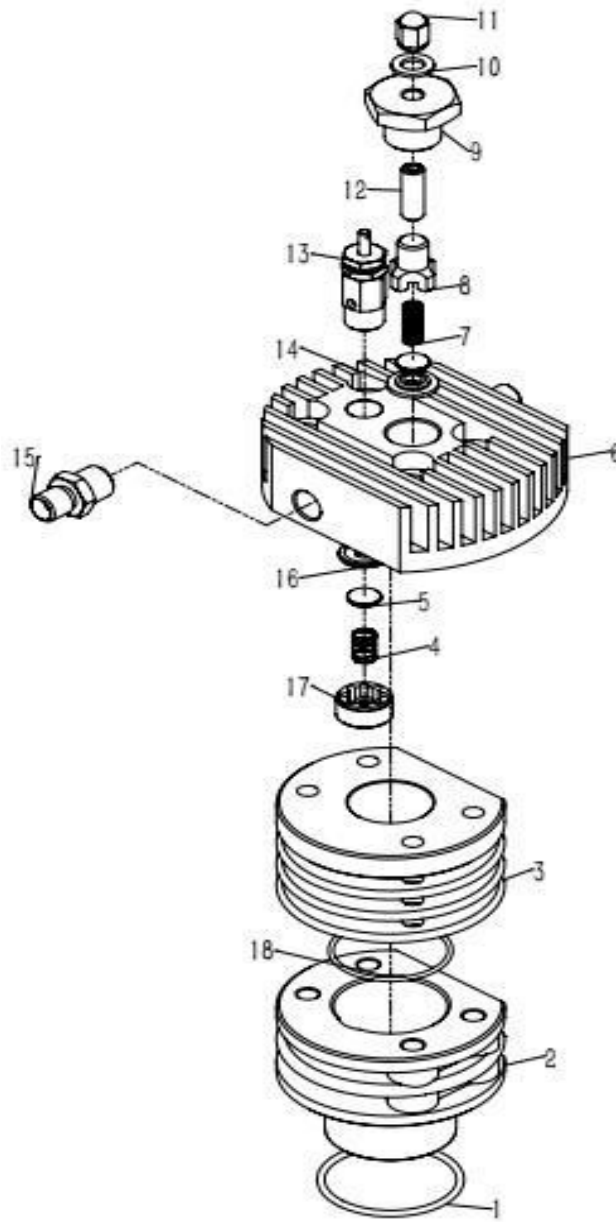


58	BW125-00-006-035	01.001.0002.00016	Fuselage feet		S19X116/4
59	BW125-WG-35	01.003.0001.00029	Socket head cap screws		M8X45/4
60	BW125-WG-36	01.002.0001.00004	shaft with a ring		ø28/2
61	BW125-00-006-026	01.001.0002.00049	Bearing spacer		Ø33.25*ø28.7*1/2
62	BW125-WG-37	01.002.0003.00014	needle bearing		NJ34E/2
63	BW125-WG-40	01.003.0001.00001	Socket head cap screws		M6*16/4
附加	BW125-00-006-027		Secondary oil ring		ø30/1






## A cylinder assembly

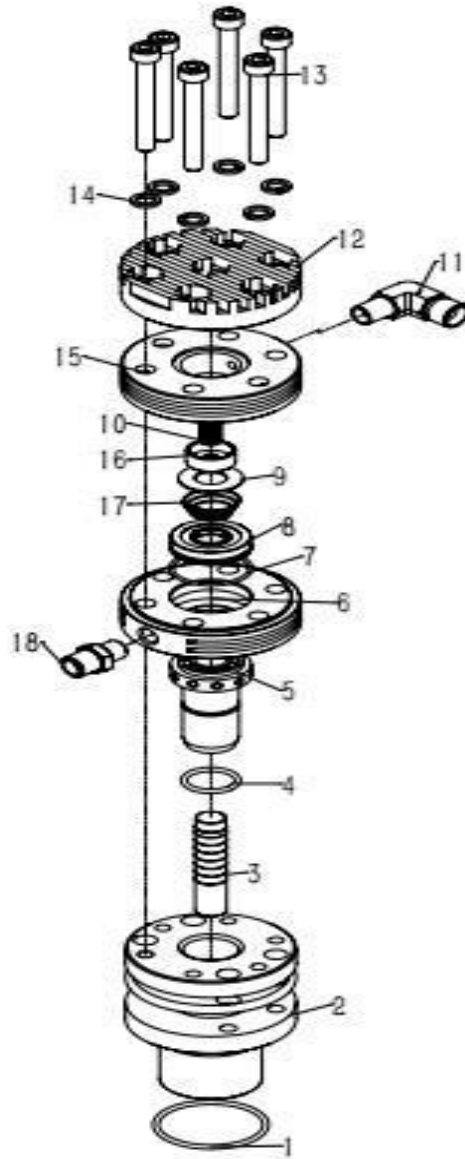
Item	figure number	ccn	Description	picture	Specifications / quantity
1	BW125-WG-41	01.002.0004.00018	O-ring		Ø78.8X1.9/1
2	BW125-00-006-015-01	01.001.0002.00016	First stage cylinder		Ø65*69/1
3	BW125-00-006-015-02	01.001.0002.00174	First stage cylinder gasket		64*64*0.1/1
4	BW125-00-006-015-03	01.001.0001.00196	First stage into the exhaust valve		57X11X0.3/2
5	BW125-00-006-015-04	01.001.0002.00175	A valve plate gasket		64*64*0.1/2
6	BW125-00-006-015-05	01.001.0002.00168	In an exhaust valve		64*64*5/2
7	BW125-WG-42	02.009..0002	Acoustic device assembly		M20*1.5*66.5/1
8	BW125-00-006-015-06	01.001.0002.00015	Card set right angle body		64*64*34/1
9	BW125-WG-43	01.001.0002.00086	Card set right angle body		ZG1/4-Ø8/1







## Two stage cylinder assembly

Item	figure number	ccn	Description	picture	Specifications / quantity
1	BW125-WG-44	01.002.0004.00025	O-ring		Ø40X2.4/1
2	BW125-00-006-030-01	01.001.0002.00026	Secondary cylinder liner		Ø80*Ø40*63.5/1
3	BW125-00-006-030-02	01.001.0002.00025	Secondary cylinder		Ø30*63.5/1

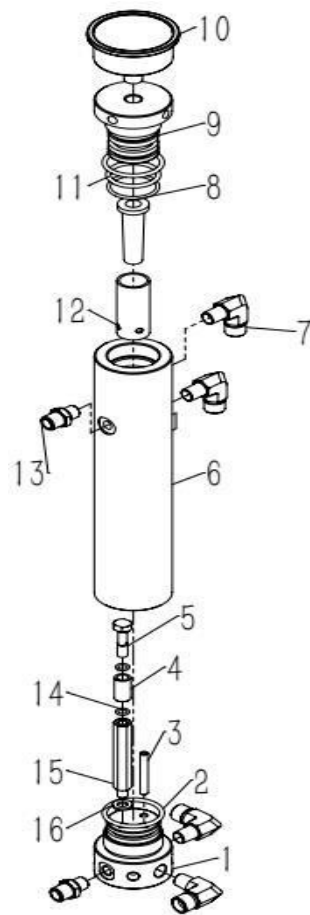
4	BW125-00-006-030-03	01.001.0003.00195	Secondary intake valve spring		ø0.65Xø12X12/1
5	BW125-00-006-030-04	01.001.0002.00028	Secondary inlet and exhaust valve		ø12X1.5/1
6	BW125-00-006-030-05	01.001.0002.00139	Two stage cylinder head		Ø76*35/1
7	BW125-00-006-030-06	01.001.0002.00196	Secondary exhaust spring		ø0.8Xø11.6X14/1
8	BW125-00-006-030-01	01.001.0002.00030	Secondary exhaust valve cover		ø18X21/1
9	BW125-00-006-030-07	01.001.0002.00207	Secondary exhaust valve compression screw		S30*23/1
10	BW125-WG-45	01.002.0002.00002	compound gasket		ø8/2
11	BW125-00-006-030-08	01.001.0003.00205	hex domed cap nut		M8*16/1
12	BW125-WG-46	01.003.0001.00038	Set screws		M8X25/1
13	BW125-WG-47	01.001.0002.00190	primary safety valve for inner container		1/4-8MPA/1
14	BW125-00-006-030-09	01.001.0002.00032	Secondary exhaust valve seat		ø34X10/1
15	BW125-WG-48	01.001.0002.00143	Two exhaust joint		M14X1.5-ø8/2
16	BW125-00-006-030-10	01.001.0002.00031	Secondary intake valve seat		ø18Xø12X3.2/1
17	BW125-00-006-030-11	01.001.0002.00029	Secondary intake valve cover		M20X1.5X11/1
18	BW125-WG-49	01.002.0004.00026	O-ring		Ø40X1.9/1









## Three stage cylinder assembly

Item	figure number	ccn	Description	picture	Specifications / quantity
1	BW125-WG-44	01.002.0004.00025	O-ring		ø40X2.4/1
2	BW125-00-006-007-01	01.001.0002.00044	Three stage cylinder		ø25*101.5/1
3	BW125-00-006-007-02	01.001.0002.00046	Three stage floating piston		ø14*72.5/1
4	BW125-WG-50	01.002.0004.00037	O-ring		ø21.5X2/1

5	BW125-00-006-007-03	01.001.0002.00107	Three stage floating piston bush		Ø25*64/1
6	BW125-00-006-007-04	01.001.0002.00040	Three-stage intake cylinder head		Ø80X20/1
7	BW125-WG-51	01.002.0004.00009	O-ring		Ø23.6X1.8/1
8	BW125-00-006-007-05	01.001.0002.00116	Three stage intake valve seat		Ø36*10/1
9	BW125-00-006-007-06	01.001.0002.00038	Three stage air inlet valve		Ø28.5*Ø14.5*1.2/ 1
10	BW125-00-006-007-07	001.001.0002.00198	Three-stage exhaust spring		Ø0.8*Ø18*Ø28*12/ 1
11	BW125-WG-52	01.001.0002.00086	Card set right angle body		ZG1/4-Ø8/1
12	BW125-00-006-007-08	01.001.0002.00042	Three stage cylinder head		Ø80*36.8/1
13	BW125-WG-53	01.003.0001.00031	socket head cap screw		M8X65/6
14	BW125-WG-02	01.003.0005.00007	spring washer		Ø8/6
15	BW125-00-006-007-09	01.001.0002.00041	Three-stage exhaust cylinder head		Ø80X20/1
16	BW125-00-006-007-10	01.001.0003.00145	Three exhaust valve cover		Ø21.6*10/1
17	BW125-00-006-030-06	01.001.0002.00196	Secondary exhaust spring		Ø0.8XØ11.6X14/1
18	BW125-WG-54	01.001.0001.00114	Three stage air inlet joint		M14X1.5- M10X1.5-Ø6/1

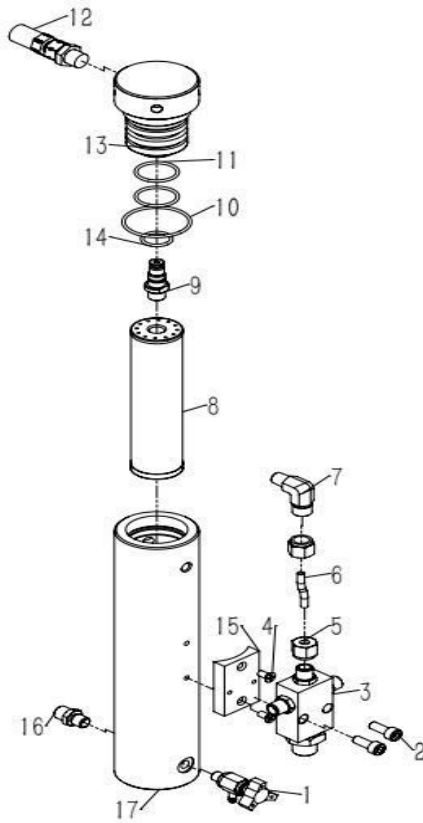


## Oil water separator assembly







Item	figure number	ccn	Description	picture	Specifications / quantity
1	BW125-00-009-01	01.001.0002.00064	Bottom cover of oil-water separator		Ø59*59/1
2	BW125-WG-55	01.002.0004.00028	O-ring		Ø40*3.55/2
3	BW125-00-009-02	01.001.0100.00039	Throttle		M6*46/1
4	BW125-WG-56	01.001.0002.00193	Three stage copper filter core		Ø12.5*8.5*24/1
5	BW125-00-009-03	01.001.0100.00162	Three fasten bolt		S12*37/1
6	BW125-00-009-04	01.001.0002.00062	Oil water separator cylinder		Ø59X275/1












7	BW125-WG-57	01.001.0001.00118	Right angle sleeve		ZG1/4-ø6/4
8	BW125-WG-58		O-ring		Ø34.5*2.65/1
9	BW125-00-009-05	01.001.0002.00063	Upper cover of oil-water separator		ø59X62/1
10	BW125-WG-59	01.001.0001.00234	pressure gage		WIKA G1/4B 0-40MPA/1
11	BW125-WG-60	01.002.0004.00034	O-ring		ø34.5*3.55/1
12	BW125-00-009-06		Oil-water separator deflector		Ø25*40/1
13	BW125-WG-62	01.001.0001.00114	Two stage air inlet joint		M14X1.5 M10X1.5-ø8/2
14	BW125-WG-63	01.002.0004.00033	O-ring		Ø7.1X1.8/1
15	BW125-00-009-07	01.001.0002.00074	Cylinder exhaust screw bolt for oil-water separator		S12*90/1
16	BW125-WG-03	01.001.0002.00189	Flat Washers		Ø8/1
17	BW125-WG-61	01.001.0002.00187	prefiltration		Ø23*65/1

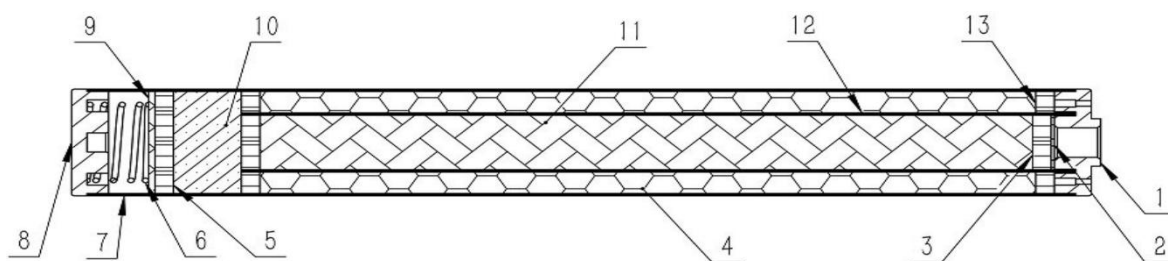













## The filter cartridge assembly

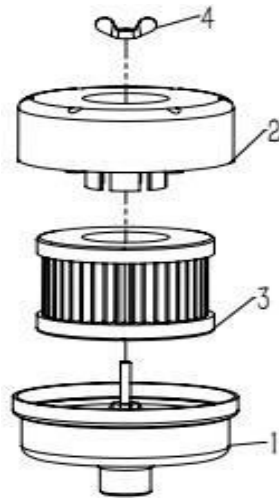
Item	figure number	ccn	Description	picture	Specifications / quantity
1	BW125-00-005-01	02.005.0001	Discharge valve assembly		M10*1/1
2	BW125-WG-65	01.003.0001.00018	Socket head cap screws		M6X25/2
3	BW125-00-005-02	02.010.0001	Pressure maintenance valve assembly		65*40*25/1
4	BW125-WG-65	01.003.0006.00004	Cross screw		M6X15/2
5	BW125-WG-11	01.001.0001.00025	card sets		ø6/2
6	BW125-00-005-03	01.001.0002.00178	Connecting pipe		ø6/1

7	BW125-WG-57	01.001.0001.00118	Right angle sleeve		ZG1/4-ø6/1
8	BW125-00-005-04	02.006.0002	Filter core assembly		ø42*105/1
9	BW125-00-005-05	01.001.0002.00188	Exhaust		ø20X47/1
10	BW125-WG-66	01.002.0004.00022	O-ring		Ø43.7X3.55/2
11	BW125-WG-67	01.002.0004.00014	O-ring		ø8X2.65/1
12	BW125-WG-68	01.001.0001.00240	Safety valve		GF-4E 30MPA/1
13	BW125-00-005-06	01.001.0002.00131	Filter the top cover		Ø69*80/1
14	BW125-WG-69	01.002.0004.00013	O-ring		ø7.5X2.65/1
15	BW125-00-005-07	01.001.0002.00111	One-way valve fixing block		40*65*R35/1
16	BW125-WG-70	01.001.0001.00135	Two stage air inlet joint		M14X1.5-M10X1.5-ø6/2
17	BW125-00-005-08	01..001.0002.00130	Cartridge canister		Ø69*316/1







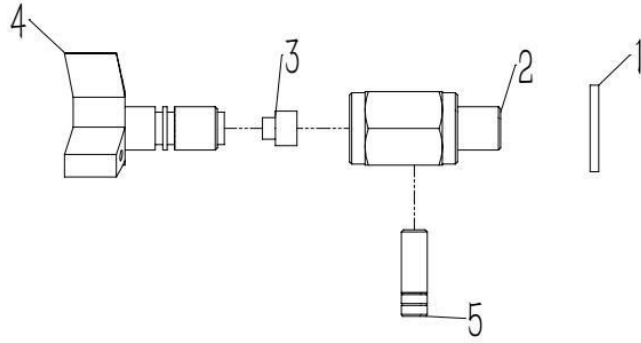
## Three-stage cylinder assembly

序号 Item	图号 figure number	编号 number	名称 Description	图片 picture	规格/数量 Specifications / quantity
1	BW125-00-005-03-01	01.001.0002.00216	Filter front cover		Ø43*10/1
2	BW125-00-005-03-02	01.001.0002.00219	Bezel		Ø22*1/2
3	BW125-00-005-03-03	01.001.0002.00221	Wool felt		Ø23*6/2
4	BW125-WG-71	01.001.0001.00010	Molecular sieve		13X-APG
5	BW125-00-005-03-04	01.001.0002.00220	Wool felt		Ø40*6/1
6	BW125-WG-72	01.001.0003.00194	Tube cleaner		Ø36*27/1
7	BW125-00-005-03-05	01.001.0002.00018	Round plastic tube		Ø42*190/1
8	BW125-00-005-03-06	01.001.0002.00217	Filter back cover		Ø43*14/1
9	BW125-00-005-03-07	01.001.0002.00218	Plastic bezel		Ø40*2/1
10	BW125-WG-73	01.001.0001.00011	Alumina		GXC-2
11	BW125-WG-74	01.001.0001.00012	Activated carbon		CG3050
12	BW125-00-005-03-08	01.001.0001.00033	Round plastic tube		Ø25*130
13	BW125-00-005-03-09	01.001.0002.00222	Wool felt		Ø40*Ø25*6/2




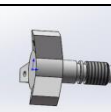



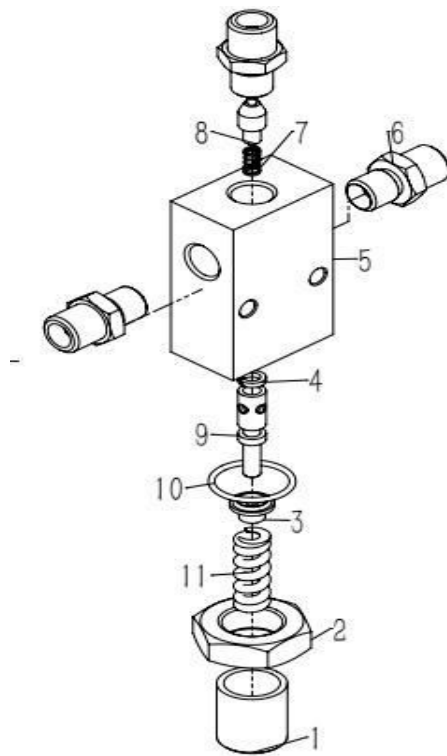
## Three-stage cylinder assembly

Item	figure number	number	Description	picture	Specifications / quantity
1	BW125-WG-42-01	01.001.0002.00095	Lower cover of muffler		M20*1.5*69/1
2	BW125-WG-42-02	01.001.0002.00094	Muffler cover		Ø85*46/1
3	BW125-WG-42-03	01.001.0002.00060	Muffler filter		Ø69*47/1
4	BW125-WG-42-04	01.001.0008.00030	Dish nut		M4/1












## Fan Parts

Item	figure number	ccn	Description	picture	Specifications / quantity
1	BX100-WG-47	01.002.0002.0003	Combination gasket		Ø10/1
2	BBW125-00-005-01-01	01.001.0001.00121	Sewage valve body		S16*35/1
3	BW125-00-005-01-02	01.001.0001.00260	Seal head		Ø5*88*8/1
4	BW125-00-005-01-03	01.001.0001.00259	Small triangle knob		M10*37/1
5	BW125-00-005-01-04	01.001.0001.00122	Breathing tube		Ø6*20/1



## Pressure maintenance valve assembly

Item	figure number	ccn	Description	picture	Specifications / quantity
1	BW125-00-005-02-01	01.001.0002.00204	Pressure relief valve		M20*1.5*24/1
2	BW125-00-005-02-02	01.001.0002.00214	Pressure relief valve		S24*5/1
3	BW125-00-005-02-03	01.001.0002.00137	Pressure maintaining valve spring seat head		Ø12.7*7.5/1
4	BW125-00-005-02-04	01.001.0002.00070	Pressure maintenance valve stem gasket		Ø11*2/1
5	BW125-00-005-02-05	01.001.0002.00066	Pressure maintaining valve body		65*40*25/1
6	BW125-WG-71	01.001.0002.00071	Pressure maintaining valve inlet		M12*1.5-M14*1.5/1
7	BW125-00-005-02-06	01.001.0002.00200	Pressure Relief Valve Spool Spring		0.4X10.5X5/1
8	BW125-00-005-02-07	01.001.0002.00068	Pressure relief valve filter		Ø7086*20/1

9	BW125-00-005-02-08	01.001.0002.00067	Pressure relief valve stem		Ø8*37/1
10	BW125-WG-75	01.002.0004.00016	O-ring		Ø21.2*1.8/1
11	BW125-00-005-02-09	01.001.0002.00199	Pressure relief valve		Ø3*Ø13.5*30.5/ 1
12	BW125-00-005-02-10	01.001.0002.00210	Copper gasket		Ø12/1
13	BW125-WG-76	01.003.0009.00001	Screw plug		ZG1/4/1
14	BW125-WG-77	01.001.0001.00120	Ball joint		ZG1/4-M16*1.5/ 1