

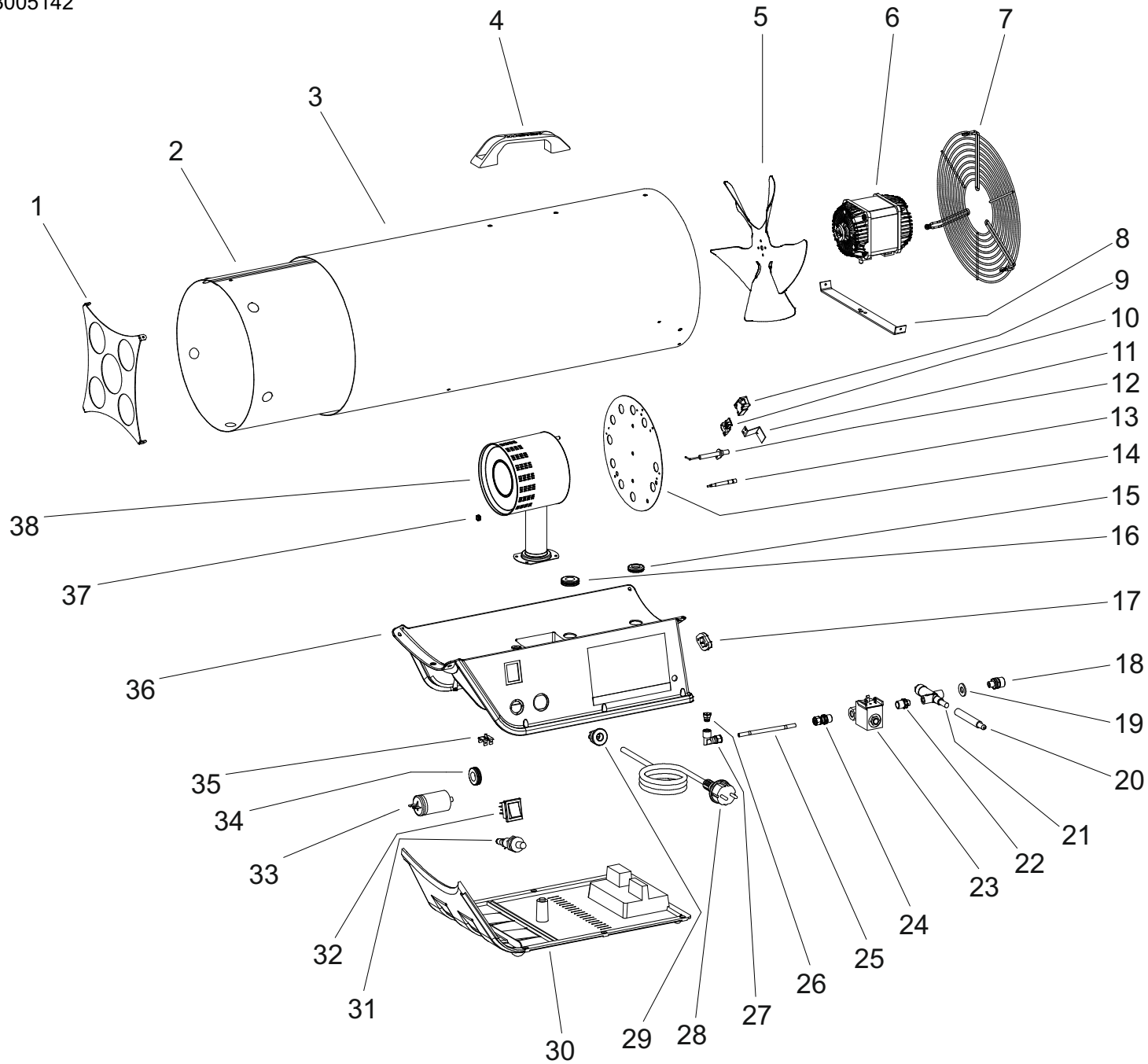
MODEL 73M

UNIT 1

ILLUSTRATED PARTS BREAKDOWN

Rev.A - May 2013

From Serial Number : 03033005142



MODEL 73M

UNIT 2

PARTS LIST

Rev.A - May 2013

Pos.	Code N°	Description
1	4100.814	OUTLET GRID
2	4162.749	COMBUSTION CHAMBER
	4160.159	SHELL INOX
3	4160.482	SHELL ORANGE
	4162.746	SHELL YELLOW
4	4162.934	PLASTIC HANDLE
5	4162.745	FAN
6	-	ELECTRIC MOTOR (*)
7	4160.739	INLET GRID
8	4162.733	ELECTRIC MOTOR BRACKET
9	4162.909	SAFETY THERMOSTAT COVER
10	4162.910	SAFETY THERMOSTAT
11	4106.047	THERMOSTAT BRACKET
12	4160.731	IGNITION ELECTRICAL FOLDER
13	4106.042	INTERRUPTED THERMOCOUPLE
14	4162.870	PLATE BURNER
15	4160.646	GROMMET
16	4160.646	GROMMET
17	4161.854	BLOCK FOR NOZZLE
18	4160.048	GAS INLET NOZZLE
19	4160.283	WASHER
20	4162.479	VALVE ROD
21	4160.688	SAFETY VALVE
22	4160.299	REDUCTION NIPPLES
23	4160.963	ELECTROVALVE
24	4160.962	REDUCTION NIPPLES
25	4162.724	COPPER TUBE
26	4160.770	GAS NOZZLE
27	4160.967	ELBOW
28	4160.539	ELECTRICAL CABLE
29	4160.635	KEEPER WIRE
30	4162.853	LOWER PLASTIC BASE
31	4162.597	PIEZO IGNITOR
32	4160.637	SWITCH
33	-	CAPACITOR (*)
34	4160.646	GROMMET
35	4160.639	RIVET POP
36	4162.719	HIGHER PLASTIC BASE
37	4106.043	THERMOCOUPLE NUT
38	4160.467	GAS BURNER

RECOMMENDED SPARE PARTS

Rev.A - May 2013

Pos.	Code NR	Description
6	-	ELECTRIC MOTOR (*)
9	4162.909	SAFETY THERMOSTAT COVER
10	4162.910	SAFETY THERMOSTAT
12	4160.731	IGNITION ELECTRICAL FOLDER
13	4106.042	INTERRUPTED THERMOCOUPLE
21	4160.688	SAFETY VALVE
22	4160.299	REDUCTION NIPPLES
31	4162.597	PIEZO IGNITOR
33	-	CAPACITOR (*)
37	4106.043	THERMOCOUPLE NUT

(*)	4160.958	ELECTRIC MOTOR
	4110.293	CAPACITOR 5 μ F
	4160.047	ELECTRIC MOTOR
	4106.276	CAPACITOR 8 μ F

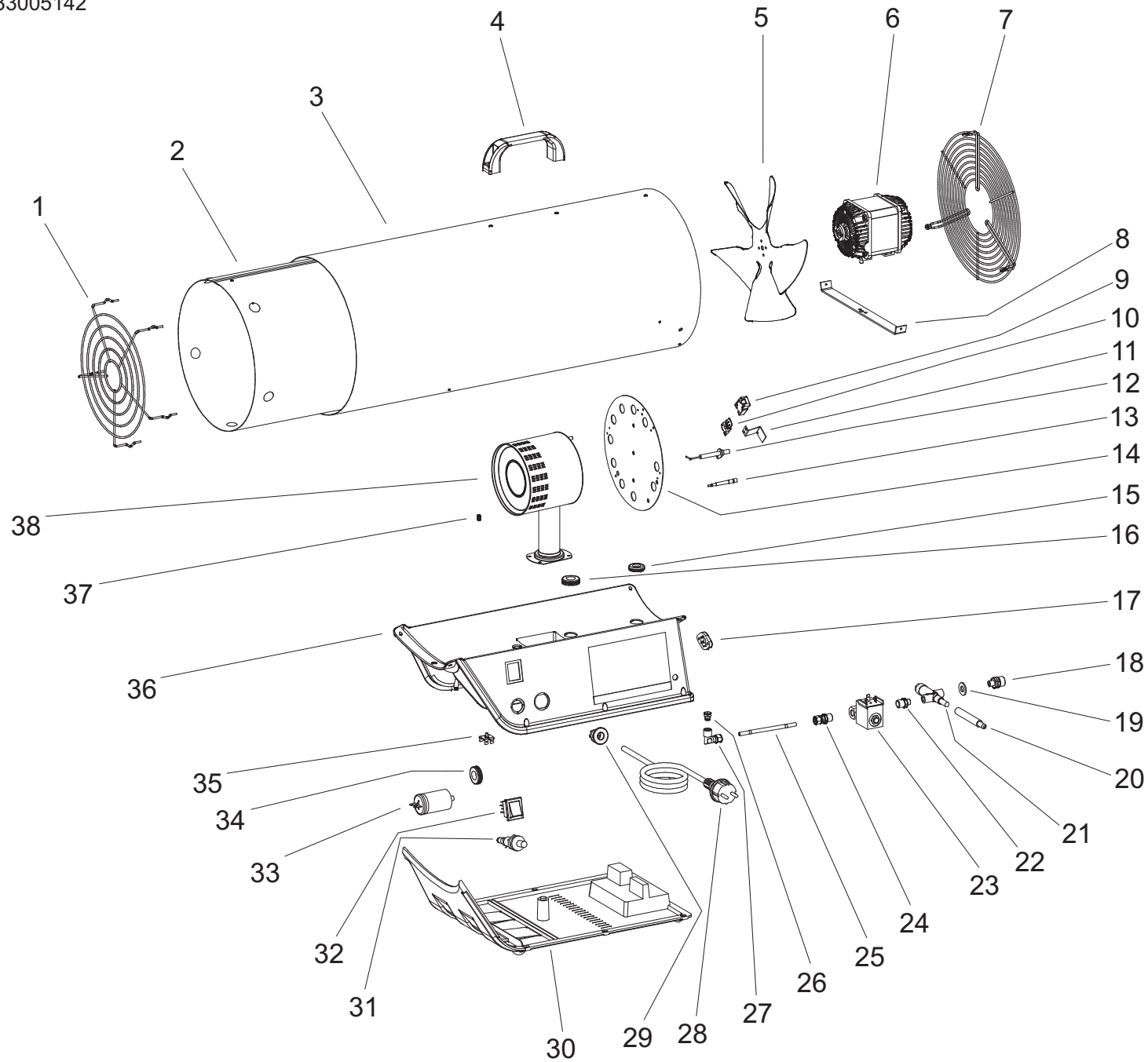
MODEL 73M

UNIT 1

ILLUSTRATED PARTS BREAKDOWN

Rev. - - Oct. 2012

From Serial Number : 03033005142



MODEL 73M

UNIT 2

PARTS LIST

Pos.	Code N°	Description	Rev. - - Oct. 2012
1	4160.740	OUTLET GRID	
2	4162.749	COMBUSTION CHAMBER	
3	4160.161	COVER	
4	4162.893	PLASTIC HANDLE	
5	4162.745	FAN	
6	-	ELECTRIC MOTOR (*)	
7	4160.739	INLET GRID	
8	4162.733	ELECTRIC MOTOR BRACKET	
9	4162.909	SAFETY THERMOSTAT COVER	
10	4162.910	SAFETY THERMOSTAT	
11	4106.047	THERMOSTAT BRACKET	
12	4160.731	IGNITION ELECTRICAL FOLDER	
13	4106.042	INTERRUPTED THERMOCOUPLE	
14	4162.870	PLATE BURNER	
15	4160.646	GROMMET	
16	4160.646	GROMMET	
17	4161.854	BLOCK FOR NOZZLE	
18	4160.048	GAS INLET NOZZLE	
19	4160.283	WASHER	
20	4162.479	VALVE ROD	
21	4160.688	SAFETY VALVE	
22	4160.299	REDUCTION NIPPLES	
23	4160.963	ELECTROVALVE	
24	4160.962	REDUCTION NIPPLES	
25	4162.724	COPPER TUBE	
26	4160.770	GAS NOZZLE	
27	4160.967	ELBOW	
28	4160.539	ELECTRICAL CABLE	
29	4160.635	KEEPER WIRE	
30	4162.853	LOWER PLASTIC BASE	
31	4162.597	PIEZO IGNITOR	
32	4160.637	SWITCH	
33	-	CAPACITOR (*)	
34	4160.646	GROMMET	
35	4160.639	RIVET POP	
36	4162.719	HIGHER PLASTIC BASE	
37	4106.043	THERMOCOUPLE NUT	
38	4160.467	GAS BURNER	

RECOMMENDED SPARE PARTS

Pos.	Code NR	Description	Rev. - - Oct. 2012
6	-	ELECTRIC MOTOR (*)	
9	4162.909	SAFETY THERMOSTAT COVER	
10	4162.910	SAFETY THERMOSTAT	
12	4160.731	IGNITION ELECTRICAL FOLDER	
13	4106.042	INTERRUPTED THERMOCOUPLE	
21	4160.688	SAFETY VALVE	
22	4160.299	REDUCTION NIPPLES	
31	4162.597	PIEZO IGNITOR	
33	-	CAPACITOR (*)	
37	4106.043	THERMOCOUPLE NUT	

(*)	4160.958	ELECTRIC MOTOR
	4110.293	CAPACITOR 5 μ F
	4160.047	ELECTRIC MOTOR
	4110.294	CAPACITOR 8 μ F

ESP00271

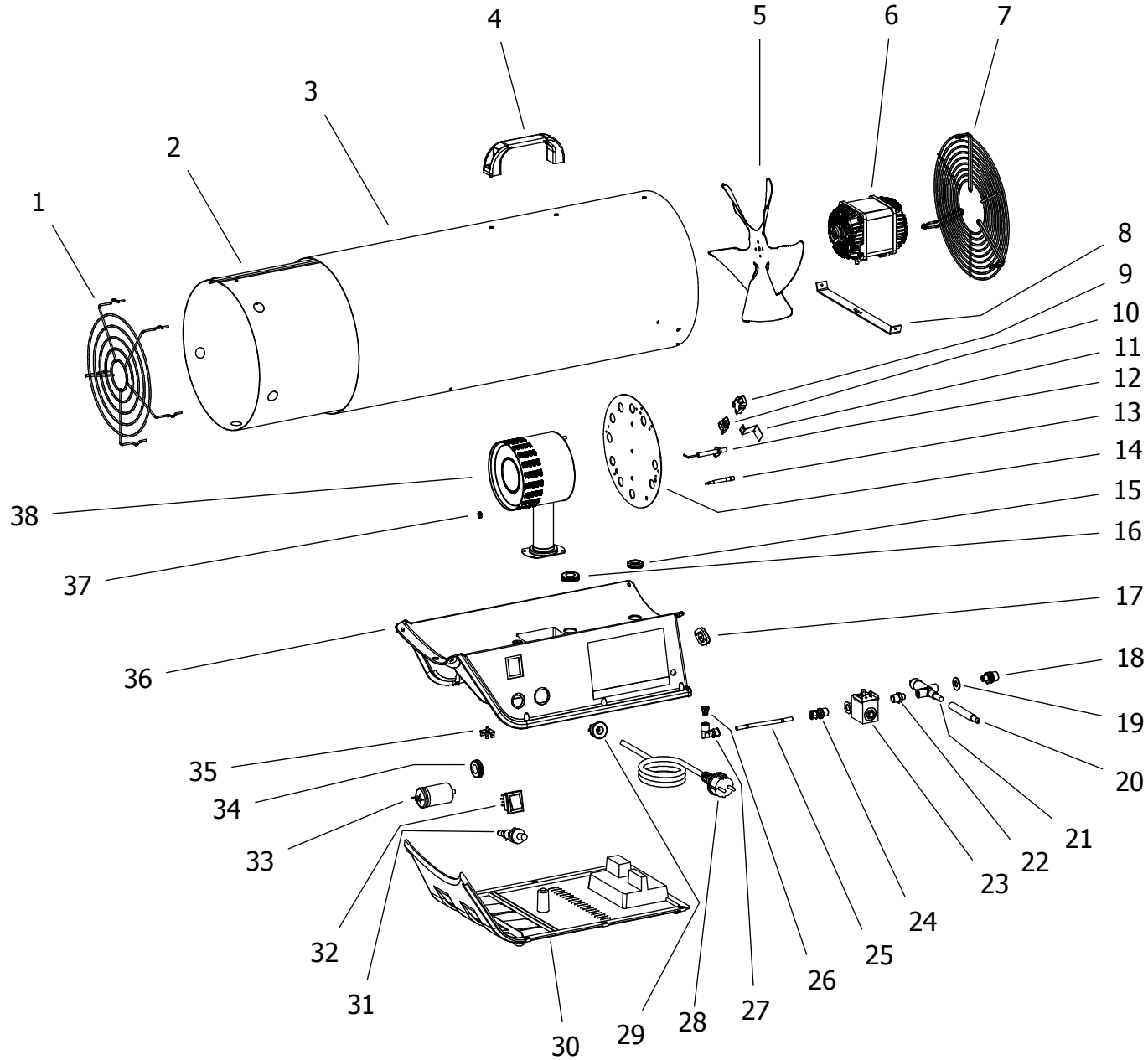
MODEL 73M

UNIT 1

ILLUSTRATED PARTS BREAKDOWN

From Serial Number: PC332013619

Rev. Emiss. - October 2012



MODEL 73M

UNIT 2

PARTS LIST

Pos.	Code NR	Description	Rev. Emiss. - October 2012
1	4160.740	OUTLET GRID	
2	4162.749	COMBUSTION CHAMBER	
3	4160.161	COVER	
4	4162.893	PLASTIC HANDLE	
5	4162.745	FAN	
6	-	ELECTRIC MOTOR (*)	
7	4160.739	INLET GRID	
8	4162.733	ELECTRIC MOTOR BRACKET	
9	4162.909	SAFETY THERMOSTAT COVER	
10	4162.910	SAFETY THERMOSTAT	
11	4106.047	THERMOSTAT BRACKET	
12	4160.731	IGNITION ELECTRICAL FOLDER	
13	4106.042	INTERRUPTED THERMOCOUPLE	
14	4162.870	PLATE BURNER	
15	4160.646	GROMMET	
16	4160.646	GROMMET	
17	4161.854	BLOCK FOR NOZZLE	
18	4160.048	GAS INLET NOZZLE	
19	4160.283	WASHER	
20	4162.479	VALVE ROD	
21	4160.688	SAFETY VALVE	
22	4160.299	REDUCTION NIPPLES	
23	4160.963	ELECTROVALVE	
24	4160.962	REDUCTION NIPPLES	
25	4162.724	COPPER TUBE	
26	4160.770	GAS NOZZLE	
27	4160.967	ELBOW	
28	4160.539	ELECTRICAL CABLE	
29	4160.635	KEEPER WIRE	
30	4162.853	LOWER PLASTIC BASE	
31	4162.597	PIEZO IGNITOR	
32	4160.637	SWITCH	
33	-	CAPACITOR (*)	
34	4160.646	GROMMET	
35	4160.639	RIVET POP	
36	4162.719	HIGHER PLASTIC BASE	
37	4106.043	THERMOCOUPLE NUT	
38	4160.467	GAS BURNER	
(*)	4160.958	ELECTRIC MOTOR	
	4110.293	CAPACITOR 5 μ F	
	4160.047	ELECTRIC MOTOR	
	4110.294	CAPACITOR 8 μ F	

MODEL 73M

UNIT 3

RECOMMENDED SPARE PARTS

Pos.	Code NR	Description	Rev. Emiss. - October 2012
6	-	ELECTRIC MOTOR (*)	
9	4162.909	SAFETY THERMOSTAT COVER	
10	4162.910	SAFETY THERMOSTAT	
12	4160.731	IGNITION ELECTRICAL FOLDER	
13	4106.042	INTERRUPTED THERMOCOUPLE	
21	4160.688	SAFETY VALVE	
22	4160.963	ELECTROVALVE	
31	4162.597	PIEZO IGNITOR	
33	-	CAPACITOR (*)	
37	4106.043	THERMOCOUPLE NUT	
(*)	4160.958	ELECTRIC MOTOR	
	4110.293	CAPACITOR 5 μ F	
	4160.047	ELECTRIC MOTOR	
	4110.294	CAPACITOR 8 μ F	